



Grose View Public School Newsletter

19 November 2020

Term 4 Week 6

Volume 18

From the Desk of the Principal

Presentation Day Assembly

This year we will be making a number of changes to the format of the Presentation Day assembly to ensure compliance with current COVID safe guidelines for schools hosting end-of-year award presentations. Please note the following:

- Presentation Day will be held on Wednesday 9 December.
- There will be two (2) assemblies held on the day (K-2 and 3-6) to reduce numbers and allow us to comply with social distancing requirements.
- Attendance at the Presentation Day assemblies will strictly be by invitation only.
- Only families of students receiving awards will be offered invitations.
- A maximum of two (2) invitations per family will be provided.
- Invitations cannot be shared across different families to ensure we adhere to the 1.5 m spacing of non-household members. For example, if you only require one invitation, you cannot give your second invitation to another family.
- Each assembly requires its own invitation. That is, if you have a child receiving awards in both the K-2 and the 3-6 assembly, you will receive two (2) separate invitations.
- All attendees will have to sign-in on the day and provide contact details. These details will need to be kept at the school for a further 28 days (please note that all contact details will be kept confidential and stored securely).
- All attendees, including staff and students must be well and free of any cold or flu-like symptoms.
- There will not be any food or beverage provided. Attendees are encouraged to bring their own water bottle.
- A photo/video space will be kept clear to allow parents/carers to capture images while their child is receiving an award.

- There will not be any special guests or dignitaries attending, except for a representative from Colo High School to present the scholarship award.
- There will not be any singing of the National Anthem or school song
- Sanitiser will be made available upon entry and at key points around the school
- Masks wearing is optional

Year 6 Graduation, Arch and Bell Ring

This year we have removed the presentation of Year 6 graduation certificates from the Presentation Day assembly. Instead, we have included it in the celebrations that occur in the last hour of the last day of Year 6. Students will be presented with their graduation certificates in the hall prior to commencing their journey through the arch to ring the bell for the last time. Please note the following:

- Parents/carers of Year 6 students are invited to attend the Year 6 graduation, arch and bell ring.
- Year 6 students will be presented with their graduation certificates in the hall prior to commencing the arch.
- The student arch will be modified to comply with COVID safe guidelines (no hand touching, appropriate spacing of individuals and cohort groups).
- Parents/carers will be required to maintain appropriate social distancing.
- Careful consideration must be given to the risks posed by close physical contact, hugs, signing of shirts, sharing of pens and other related activities. We encourage students, staff and parents/carers to practice appropriate social distancing and hygiene measures.
- Careful consideration must also be shown when taking group photos. Please position all members appropriately in group shots. Please also note that images posted online of group photos can potentially demonstrate a breach of COVID safe practices.

Damien Feneley

ASSEMBLY AWARDS

Congratulations to the following students.

TERM 4 WEEK 5

CLASS WORK AWARDS

KB	Natasha C, Meika B
KL	Azaelia S, Hunter J
1/2A	Annabelle B, Jai H, Nash M, Tyler B
1/2KM	Jack P, Cooper D
1/2S	Holly B, Hayley E
3/4C	Grace T, Connor H
3/4H	Hunter C, Xavier H
4/5P	Ronan S, Ashton D
5/6E	Liam G, Terence C
5/6H	Mia B, Sam W

PRINCIPAL AWARDS


KB	Samuel B
KL	Jeremy G
1/2A	Tyler L, Georgia L
1/2KM	Hayley F
1/2S	Sebastian J
3/4C	Ben S
3/4H	Annalise M
4/5P	Ben M
5/6E	Alyssa G
5/6H	Krystal P

PBL AWARDS

KB	Henry C
KL	Dylan G
1/2A	Emma S, Matilda B
1/2KM	Alexander T
1/2S	Lydia H
3/4C	Ruby F
3/4H	Ella L
4/5P	Katya R
5/6E	Maisie M
5/6H	Daniel O



POSITIVE BEHAVIOUR

WEEK 5-6 Safe		Students will be learning/revising rules and expectations in all setting.
-------------------------	--	---

Snapshot of 4/5P



What We're Learning

What a busy year we have had in 4/5P.

We have become Junior Rangers where we have gathered data from our school environment with help from our amazing National Parks rangers Erin and Julz. They have helped us learn valuable skills in the field to identify our native flora and fauna as well as develop revegetation plans to add new plants to our school. This program has been the highlight of our year. We even had a go at flying drones!

We love learning outdoors and applying our learning from the classroom to the world around us.

Our Year 5 students have been working on their leadership skills to become the best leaders they can be next year.

Class Photos



Fun Facts

- We have 11 Year 4 students and 18 Year 5 students in 4/5P.
- All students at Grose View are going to help us plant trees as part of our revegetation plans.



Teacher Contact Information



Miss Claudia Procopio
claudia.procopio1@det.nsw.edu.au

THANK YOU

We would like to say a huge thank you to Windsor Wolves Rugby League Club for their generous donation of shorts for our football teams. They were proudly worn yesterday at the NRL Hawkesbury Cup gala day.



COLO HS UNIFORMS YEAR 7 2021

Our school uniform is sold exclusively through Colo High School's Uniform Shop.

Due to the current COVID restrictions, it is **NOT** planned to open the shop in January.

Purchasing requires an appointment so please ring the school to make an appointment if you have not organised this yet. All stock is available now.

JUST A LITTLE *Reminder*

KISS N DROP

We have now had several complaints about vehicles remaining in the Kiss n Drop zone for more than 2 minutes after dropping students at school in the morning.

Please remember there is a **maximum stopping time of 2 minutes**, and be courteous to your fellow parents/carers by following this and other rules set out on page 4 of this newsletter.

COVID-19 TEST RESULTS

If your child has been tested, please screenshot the SMS you receive with the results and email it to school for our records as per instructions on page 3 of this newsletter. Children must remain at home after testing (even with negative results) until they are symptom free.

DRINKING WATER AT SCHOOL

Due to COVID-19 restrictions, students are not permitted to drink from the bubblers.

Children need to stay hydrated, even in cooler weather. **Please remember to ensure your child has a drink bottle** in their school bag each morning before sending them to school.

Enrolments 2021

Planning is underway for the new school year. In order for us to plan effectively we need to know anticipated new enrolments and leavers.

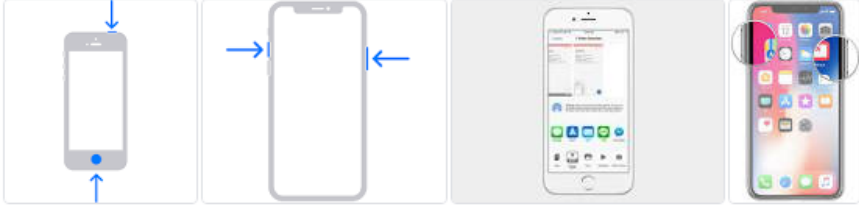
If you, or a family you know, are planning to enrol children at Grose View PS next year please make contact with the office as quickly as possible.

If you are planning to enrol children elsewhere next year please advise the office as quickly as possible.



PROVIDING THE SCHOOL WITH CONFIRMATION OF COVID-19 TEST RESULTS

Please take a screenshot of your SMS notification and email it to:
groseview-p.school@det.nsw.edu.au



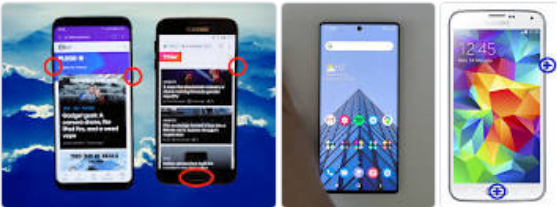
Take a screenshot on your iPhone

1. Press the Side Button and the Volume Up button at the same time.
2. Quickly release both buttons.
3. After you take a **screenshot**, a thumbnail temporarily appears in the lower-left corner of your screen. Tap the thumbnail to open it or swipe left to dismiss it.

Apr 29, 2020

[support.apple.com > en-au](https://support.apple.com/en-au)

[Take a screenshot on your iPhone – Apple Support](#)



If you have a newer **phone** or tablet with a home button that sits underneath the LCD display, you'll need to use the Volume Down button and the Power button to take a **screenshot**. Hold both buttons at the same time and you should hear a click to indicate the **screen capture**. Apr 7, 2020

[www.samsung.com > support > mobile-devices > how-to-take-a-screenshot-on-a-samsung-phone](https://www.samsung.com/support/mobile-devices/how-to-take-a-screenshot-on-a-samsung-phone)

[Screenshot on a Samsung Phone | Samsung Support Australia](#)

How to screenshot on Android phone?

Take a screenshot

1. Open the screen that you want to capture.
2. Depending on your **phone**: Press and hold the Power + Volume down buttons at the same time for a few seconds. If that doesn't work, press and hold the Power button for a few seconds. Then tap **Screenshot**. ...
3. At the top of the screen, you'll find **Screenshot** capture .

[support.google.com > android > answer](https://support.google.com/android/answer/9358263)

[Take a screenshot on your Android device - Android Help](#)

Search for: [How to screenshot on Android phone?](#)

'Drop-off and Pick-up' area safety tips



Safety tips for drivers using a 'Drop-off and Pick-up' area

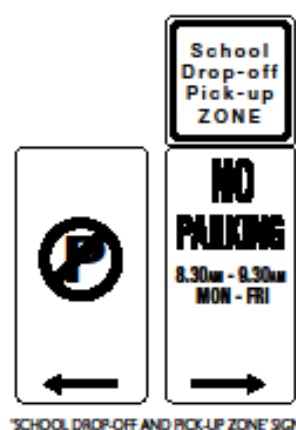
- Always drop-off or pick-up your child from the designated area, following the school's procedures.
- Drivers should remain in their vehicles at all times in the 'Drop-off and Pick-up' area.
- Make sure children use the footpath-side door when getting in and out of a car.
- Make sure the hand brake is applied when the vehicle is stationary.
- Never double park.
- Never park across a pedestrian crossing.
- Never undertake a U-turn in close proximity to the school.

Safety tips for students

- Stay buckled up until the vehicle has stopped in the 'Drop-off and Pick-up' area.
- Make sure your school bag and other items are in a safe position, eg on the floor.
- Be ready to get out of the car with your belongings when the car has stopped and you have unbuckled your seatbelt.
- Always get in and out of the backseat of the vehicle through the safety door – the rear footpath-side door.

Safety tips for volunteer supervisors

- Wear a conspicuous, identifying safety item such as a fluoro vest, sash and/or hat.
- Assist students to exit and enter each vehicle in turn in the 'Drop-off and Pick-up' area, while remaining on the footpath.
- Do not attempt to direct traffic and do not enter the road environment.



SAFETY DOOR STICKER
RTAPub 05.203 Stock No. 2290



For further information



www.rta.nsw.gov.au



9218 6084

RTAPub 07.014

CALENDAR

Friday 20 November	11.00 am	Kindergarten Orientation 3
Friday 27 November	2.00 pm	Fun-a-thon Kindergarten Transition 1
Monday 30 November		Year 6 Basketball Gala Day & Ten Pin Bowling
Tuesday 1 December		High School Orientation Day
Wednesday 2 December		Tree Planting Day— to be confirmed
Friday 4 December	2.00 pm	Kindergarten Transition 2
Wednesday 9 December		Presentation Day— details to be confirmed
Friday 11 December	6.15 pm	Year 6 Farewell
Monday 14 December		Talent Show P&C Meeting— to be confirmed
Tuesday 15 December		Class Party Day
Wednesday 16 December		Last day of Term 4 for students
Thursday 17 December		School Development Day
Friday 18 December		School Development Day

2021

Wednesday 27 January	School Development Day
Thursday 28 January	School Development Day
Friday 29 January	First day of Term 1 for Years 1-6 Best Start Assessments—Kindergarten
Monday 1 February	Best Start Assessments—Kindergarten
Tuesday 2 February	Best Start Assessments—Kindergarten
Wednesday 3 February	First day of Term 1 for Kindergarten

P&C NEWS

SCHOOL BANKING

Unfortunately, we have not been able to find a volunteer to process student banking.

There will be no school banking available to our students this year. Please do not send deposit books and money to school with your child.

Parents may continue to make deposits either online or in branch.



CANTEEN

Our canteen will continue to open on Wednesday and Fridays this term for lunch orders only. **All orders will need to be placed online through Flexischools before the 9.30 am cut off.** Unfortunately, we are still unable to provide counter service or accept cash payments.

NOTICES



Grose View Public School

~ A future focused school ~



Education
Public Schools

19 March 2020

Dear Parents

EXPRESSION OF INTEREST - KINDERGARTEN ENROLMENTS 2021

We are presently in the process of organising our Kindergarten Orientation Program for 2021. The program during Term 4, will involve activities such as parent/teacher meetings, pre-school visits, preschoolers attending our school and information packages.

If you are considering enrolling your child, or you know of someone who is, it would be appreciated if you could complete and return the form below. A letter regarding orientation for Kindergarten will be sent home in Term 3. You are welcome to contact our school for further information.

Yours sincerely

Mr Damien Feneley
Principal

GROSE VIEW PUBLIC SCHOOL Kindergarten Enrolment 2021

Child's Name _____	Male / Female _____	Date of Birth ____/____/____
Mother's Name _____	Father's Name _____	
Mailing Title _____	Home Phone _____	
Home Address _____		
	In area Yes / No _____	
Mobile - Mum _____	Mobile - Dad _____	
Email - Mum _____	Email - Dad _____	
Is there any medical information or special needs your child may require at school? Yes / No _____		
If yes, please provide brief details: _____		
Does your child currently receive Early Intervention? Yes / No _____		
If yes, please provide brief details: _____		
Has your child had their hearing assessed? Yes / No _____		
If yes, please provide brief details: _____		
Has your child had their vision assessed? Yes / No _____		
If yes, please provide brief details: _____		
Does your child have any brothers or sisters enrolled at a NSW Government school? Yes / No _____		
If yes, please provide the details of the most recently enrolled brother or sister.		
Name _____	Male / Female _____	Date of Birth ____/____/____
School _____	Year _____	Class _____

NOTICES

School Travel for 2021



2021 school travel applications are now open

Applications for student travel in 2021 opened from Monday 12 October 2020.

Students who require a School Opal card or travel pass for 2021 can now [apply](#) online. A new application should be submitted if a student is applying for a school travel pass for the first time or requesting an additional pass as a result of a new shared parental responsibility situation (e.g. joint custody).

Students who have changed school/campus, changed address, repeated a year or received an expiry notification from Transport for NSW for their school travel entitlement should [re-apply or update their details](#).

*Applications must be completed by the student's parent or legal guardian if the student is aged under 16 years. Students 16 years and over must complete the application form themselves.

Where there is a change of distance eligibility based on a student's grade, the system will automatically update a student's entitlement if they meet the new criteria. If they do not meet the new [eligibility criteria](#), they will receive an expiry notification via email.

Students who have an entitlement approved under a medical condition which is due to expire will receive a notification advising them to re-apply.

[Term Bus Pass](#) holders will receive a notification to re-apply.

If a student needs to update their information or re-apply, they should go online to <https://apps.transport.nsw.gov.au/ssts/updateDetails>

Applications need to be submitted before 31 December 2020 to ensure that current student entitlements are updated and their current entitlement/card remains valid. If their application is submitted after 31 December 2020, the system will automatically cancel an entitlement/card and a new one will need to be issued.

Students in the Opal network applying for a SSTS or Term Bus Pass entitlement for the first time will receive their card at their nominated postal address. Cards will be mailed out from January 2021.

NOTICES

A PLACE WHERE
Wonder **IS**
UNCOVERED



Enquiries:
www.girlguides-nswactnt.org.au

Phone: 1300 447 548

LEARN MORE HERE
aplacetogrow.org.au

GIRL GUIDES MEET NEAR YOU

Kurrajong District
Mill Road Kurrajong

Richmond District
44 Bourke Street Richmond

Riverstone District
30 Railway Terrace Riverstone

Windsor District
**Corner Johnson Street and
The Terrace Windsor**



NOTICES



Tools for Parents®

Richmond Community Services Inc. is pleased to be able to offer **FREE groups with FREE childcare** For parents/primary carers of children 0-12 years

Calendar 2020—June 2021

Workshop/Group:	Date(s):	Time(s):
Be A Great Dad	Weds 18th November 2020	6.30 - 9pm
Early Parenthood & Its Challenges	2 weeks ongoing—Saturdays 20th & 27th February 2021	10am - 12.30pm
Thriving Babies—Strategies for Parents	Weds 24th February 2021	10am - 12.30pm
Conflict Resolution for Couples	3 weeks ongoing - Saturdays: 6th, 13th & 20th March 2021	10am - 12.30pm
Aggression in Kids—Help for Parents	Weds 10th March 2021	6.30 - 9pm
Helping the Anxious Child	Weds 24th March 2021	6.30 - 9pm
Helping Kids Deal with Anger	Weds 21st April 2021	10am - 12.30pm
Managing Challenging Behaviours in Kids	3 weeks ongoing - Saturdays: 24th April, 1st & 8th May 2021	10am - 12.30pm
Supporting Kids Through Grief & Loss	Weds 5th May 2021	6.30 - 9pm
Navigating Your Child's Anxiety Through Primary School	Saturday 15th May 2021	10am - 12.30pm
Be A Great Dad	Weds 19th May 2021	6.30 - 9pm
Supporting Parents & Kids Through Separation	2 weeks ongoing—Saturdays 22nd & 29th May 2021	10am - 12.30pm
Encouraging & Teaching Resilience in Kids	Saturday 5th June 2021	10am - 12.30pm
Building Emotional Intelligence in your Kids	Saturday 19th June 2021	10am - 12.30pm

**All held at: Richmond Neighbourhood Centre,
20 West Market Street, Richmond, NSW 2753.**

Call 02 4588 3502 e: admin@rcsi.ngo.org.au.

The project is funded by the Australian Government's continuation funding of the 'Tools for Parents' project — to provide free workshops and ongoing courses designed to help parents/primary carers of children 0—12 years develop better relationships between themselves and with their children — and to enhance parenting skills. Richmond Community Services Inc. purchases group and workshop facilitation from Windsor Professional Centre and childcare services from Hawkesbury Community Outreach Mobile Minders Service for the project—and is delighted to offer them free to participants.

...making a difference...



NOTICES

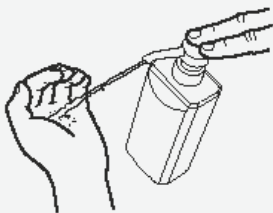
How to Handrub?

RUB HANDS FOR HAND HYGIENE! WASH HANDS WHEN VISIBLY SOILED



Duration of the entire procedure: 20-30 seconds

1a



Apply a palmful of the product in a cupped hand, covering all surfaces;

1b

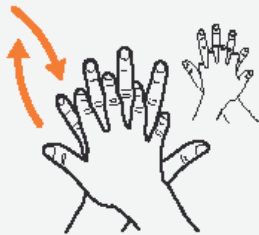


2



Rub hands palm to palm;

3



Right palm over left dorsum with interlaced fingers and vice versa;

4



Palm to palm with fingers interlaced;

5



Backs of fingers to opposing palms with fingers interlocked;

6



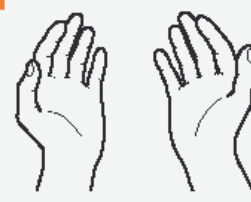
Rotational rubbing of left thumb clasped in right palm and vice versa;

7



Rotational rubbing, backwards and forwards with clasped fingers of right hand in left palm and vice versa;

8



Once dry, your hands are safe.



Patient Safety

A World Alliance for Better Health Care

SAVE LIVES
Clean Your Hands

All reasonable precautions have been taken by the World Health Organization to verify the information contained in this document. However, the published material is being distributed without warranty of any kind, either expressed or implied. The responsibility for the interpretation and use of the material lies with the reader. In no event shall the World Health Organization be liable for damages arising from its use. WHO acknowledges the Hôpitaux Universitaires de Genève (HUG), in particular the members of the Infection Control Programme, for their active participation in developing this material.

May 2009

NOTICES

WE'RE HERE TO HELP!

THE SCHOOL COUNSELLING SERVICE IS HERE TO HELP SUPPORT YOU AND YOUR FAMILY.

CHILDREN'S REACTIONS TO TRAUMATIC EVENTS MAY RESULT IN CHANGES TO THEIR BEHAVIOUR. IF YOU HAVE ANY CONCERNS ABOUT YOUR CHILD'S REACTIONS OR BEHAVIOUR, PLEASE CONTACT THE SCHOOL.



**SOME THINGS
YOU MAY
NOTICE IN
YOUNGER
CHILDREN...**

**Difficulty
sleeping**

**More
clingy**

**School
avoidance**

Tantrums

Irritability

**Physical
problems e.g.
headaches,
stomach
aches**

**Difficulty
concentrating**

Anger